


Pegasus Astro Stepper Motor + Celestron SCT adapter installation guide



Step 1
Locate focuser's knob




Step 2
Grab and pull off the rubber knob




Step 3
Use a Philips screwdriver to remove the stock 3 screws



Step 4
Place the "margarita" bracket into the focuser's shaft and use our 3 longer screws to secure it in place with a 2,5mm Allen key.




Step 5
Place the Pulley into the shaft and tighten its grab screws.



Step 6
Place the belt between the Pulleys.



Step 7
The bracket has 4 oval holes that allows the motor to Slide left or right.
Slide the motor to tension the belt.
Secure the 4 Allen screws.



You are ready to focus!

