



## LXPS 18 Lithium Portable Power Supply

Product #606004



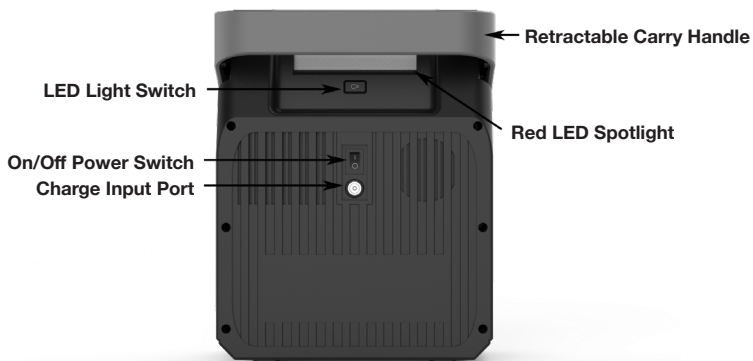
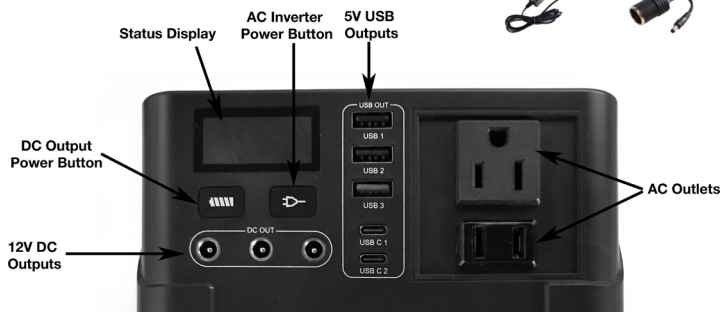
**CAUTION!** Only use this battery as instructed. Damage or misuse of this battery can result in injury. While this battery has built-in fail safes including, short-circuit, overheat, and overcharge protection, you should take the following precautions:

- Do not short-circuit the battery. To avoid short-circuiting, keep the connectors away from metal objects such as coins, keys, hairpins, etc.
- Do not heat the battery, dispose of it in fire, water, or other liquids. Avoid high temperatures and direct sunlight whenever possible.
- Children should only use under adult supervision.
- Do not drop or place heavy objects on the battery.
- Disconnect the charger when fully charged. Do not leave the charger plugged into the battery.
- Do not cover the battery when in use.
- The battery may become hot when charging. This is normal. Use caution when handling.

Congratulations on your purchase of the LXPS 18 Portable Power Supply. This versatile power supply is ideal for powering your Meade goto telescope, accessories, as well as convenient items like your smartphone. The built-in AC inverter allows you to power your laptop or other AC-powered devices. The lithium-ion battery chemistry provides superior longevity over standard lead acid battery types. Please read these instructions for proper use of your power supply.

## Included Items

1. LXPS 18 Battery
2. AC Power Charger (US only)
3. Cigarette Lighter Car Charger
4. Cigarette Lighter Adapter
5. Telescope Power Cable  
(plugs into Cigarette Lighter Adapter)



## Charging

Plug the supplied AC Power Charger to a standard 110V outlet and into the Charge Input Port located on the back of your LXPS 18. An LED will light up around the Charge Input Port when charging, and the Status Display will show the charge status of the battery. If you do not have access to an AC outlet, you can use the Cigarette Lighter Car Charger to charge the LXPS 18 from your car.

## Powering Your Telescope

1. Plug the supplied Cigarette Lighter Adapter into one of the 12V “DC Out” ports. This powers most telescopes and accessories which use 12V DC, and center positive polarity.
2. Plug the Telescope Power Cable into the Cigarette Lighter Adapter and plug into the power port of your telescope. The Telescope Power Cable barrel connector is center positive, with a 5.5mm outside diameter and 2.5mm inside diameter.
3. Flip the On/Off Power Switch (located at the back of the LXPS 18) on, then press the DC Output Power Button on the front of the LXPS 18 located below the Status Display.

**NOTE: The LXPS 18 is equipped with an auto shut-off feature to conserve battery life. Devices that use less than 150mA current may fail to charge and battery management system will power off the battery after 15 seconds. When powering or charging a device that uses less than the minimum current draw, press the AC Inverter Power Button and the DC ports will remain active, providing power to your device. When finished charging or powering the device, turn off the AC Inverter Power Button to conserve battery power.**

### **Powering Other Accessories**

You may simultaneously power or charge other accessories, using any of the “DC Out” (12V) or “USB Out” (5V) ports. If the battery is left on for a minute without powering anything, it will automatically shut off. You can also turn the battery off any time by flipping the On/Off Power Switch off.

### **Using the AC Power Inverter**

The LXPS 18’s built-in AC inverter can power your laptop or other AC powered devices. Determine your device’s power requirements before use. The AC inverter max continuous output is 100W. Flip the On/Off Power Switch on, then press the AC Inverter Power Button on the front of the LXPS 18 located below the Status Display. Note that while the LXPS has a generous 222 Watt-hour capacity, using AC powered devices will generally drain the battery much faster. Please check the power consumption of your device and how long the LXPS 18 will power it, along with any other devices.

### **LED Spotlight**

To operate the Red LED Spotlight, press the LED Light Switch located on the back of the LXPS 18. Press again for a dimmer setting, and a third time to power off. The red light better protects your night vision when using your telescope.

### **Specifications**

Battery Capacity	222Wh (18.5Ah at 12V)
Battery Chemistry	Lithium-ion
DC 12V Output Max Current	10A each port / 15A total
5V USB Output Max Current	2.1A each port / 3.1A total
AC Charger Input	100 - 240V AC, 50/60Hz, 0.5A
Battery Charge Input	15V DC, 2A
Telescope Power Cable	Polarity: Center Positive, 2.5mm I.D. 5.5mm O.D., 12V DC
AC Inverter	110V AC/60Hz - modified sine wave output
AC Inverter Continuous Output	100W
AC Inverter Peak Output	150W
Weight	4.57 lbs (075 kg)

### **Airline Travel**

Please advise that some restrictions may apply to traveling on a commercial airline with lithium batteries. The LXPS 18 exceeds 100Wh which is generally allowed as a carry-on, but may have some limitations and is subject to airline approval. For more information, please see the FAA regulations on batteries: [https://www.faa.gov/hazmat/packsafe/more\\_info/?hazmat=7](https://www.faa.gov/hazmat/packsafe/more_info/?hazmat=7)



**We appreciate your business. Keep in touch!**



@meadeinstruments



Let's get social:

@meadeinstruments



@meadeinstrument

Share your photos with us:

#MeadeMoments


Social@meade.com

For special offers and other products, visit our website

[www.meade.com](http://www.meade.com)



**RECYCLING INFORMATION  
(EU Countries only)  
Correct Disposal of this Product  
(Waste Electrical & Electronic Equipment)**

 This marking shown on the product or its literature indicates that it must not be disposed in unsorted municipal waste at the end of its working life. To prevent possible harm to the environment or human health from uncontrolled waste disposal, please separate this from other types of wastes and recycle it as required by law. Household users should contact either the retailer where they purchased this product, or their local government office, for details of where and how they can take this item for environmentally safe recycling. Business users should contact their supplier and check the terms and conditions of the purchase contract. This product should not be mixed with other commercial wastes for disposal.

**Meade Limited Warranty**

Every Meade accessory is warranted by Meade Instruments Corp ("Meade") to be free of defects in materials and workmanship for a period of ONE YEAR from the date of original purchase in the U.S.A. Meade will repair or replace a product, or part thereof, found by Meade to be defective, provided the defective part is returned to Meade, freight-prepaid, with proof of purchase. This warranty applies to the original purchaser only and is non-transferable. Meade products purchased outside North America are not included in this warranty, but are covered under separate warranties issued by Meade international distributors. RGA Number Required: Prior to the return of any product or part, a Return Goods Authorization (RGA) number must be obtained from Meade by writing, or by calling (800) 626-3233. Each returned part or product must include a written statement detailing the nature of the claimed defect, as well as the owner's name, address, and phone number. This warranty is not valid in cases where the product has been abused or mishandled, where unauthorized repairs have been attempted or performed, or where depreciation of the product is due to normal wear-and-tear. Meade specifically disclaims special, indirect, or consequential damages or lost profit which may result from a breach of this warranty. Any implied warranties which cannot be disclaimed are hereby limited to a term of one year from the date of original retail purchase. This warranty gives you specific rights. You may have other rights which vary from state to state. Meade reserves the right to change product specifications or to discontinue products without notice. This warranty supersedes all previous Meade product warranties.

Meade Instruments Corp.  
27 Hubble  
Irvine, CA 92618  
800-626-3233 ■ [www.meade.com](http://www.meade.com)

20191017 REV 1